

PG-503



KYOTO WALKS

JNTO Website : <http://www.jnto.go.jp>

Tourist Information Center (TIC)

10th Fl., Tokyo Kotsu Kaikan Bldg., 2-10-1,
Yurakucho, Chiyoda-ku, Tokyo 100-0006

Tel. (03)3201-3331



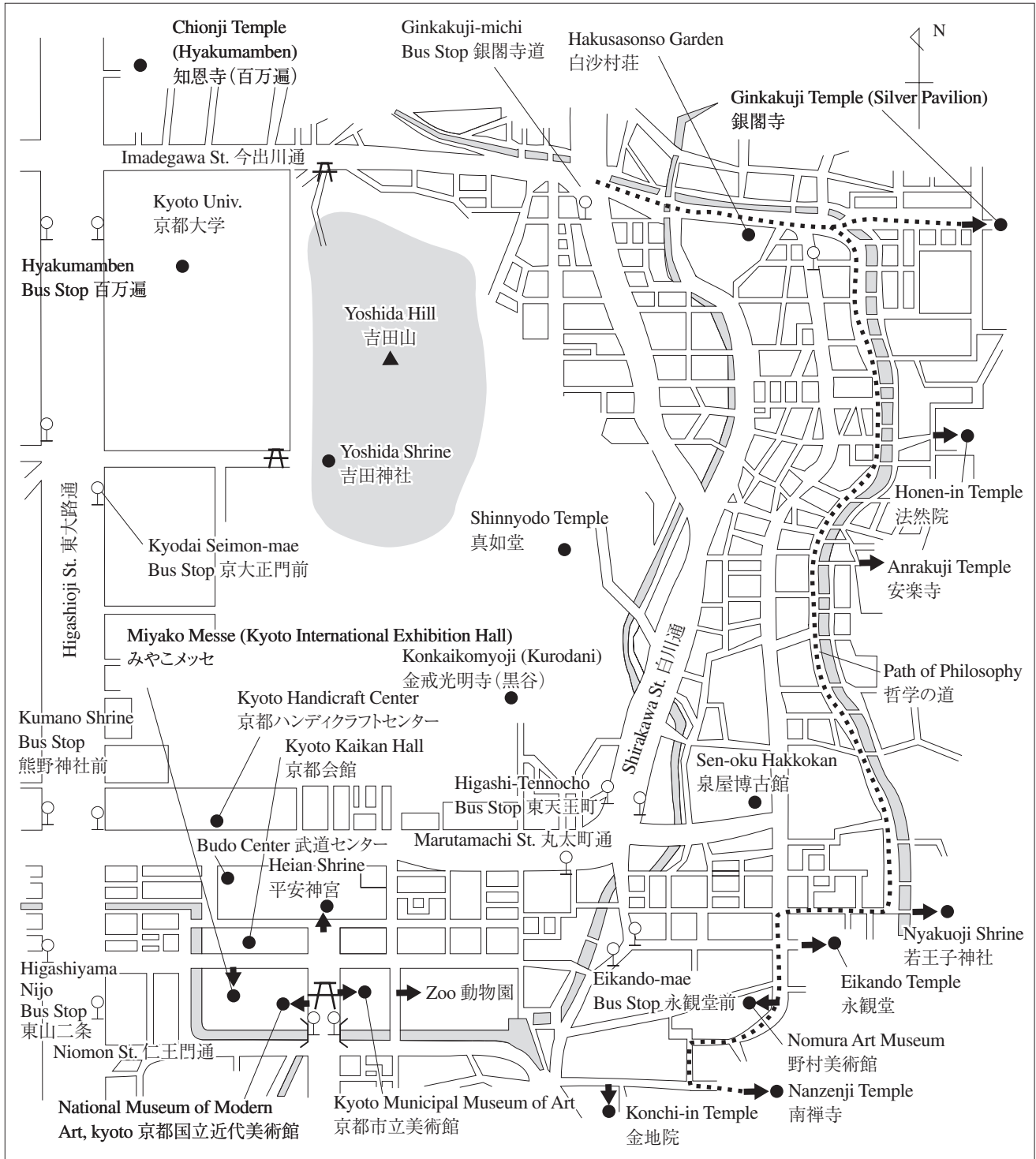
"YOKOSO" means "welcome"

The best things in Kyoto are reserved for those willing to walk. So try walking at leisure through some small parts of Kyoto simply to savor the atmosphere and life of the city. Given below are some of our suggested routes.

ALONG THE OLD CANAL (North-east Area/Ginkakuji Temple – Eikando Temple – Nanzenji Temple)

City bus No.5 (Bus Stop A-1), No.17 (Bus Stop A-2), No.100 (Bus Stop D-1), Kyoto bus No.51 (Bus Stop C-6) from Kyoto Sta. Get off at Ginkakuji-michi (銀閣寺道). ¥220. Time required for walking: about 50min.

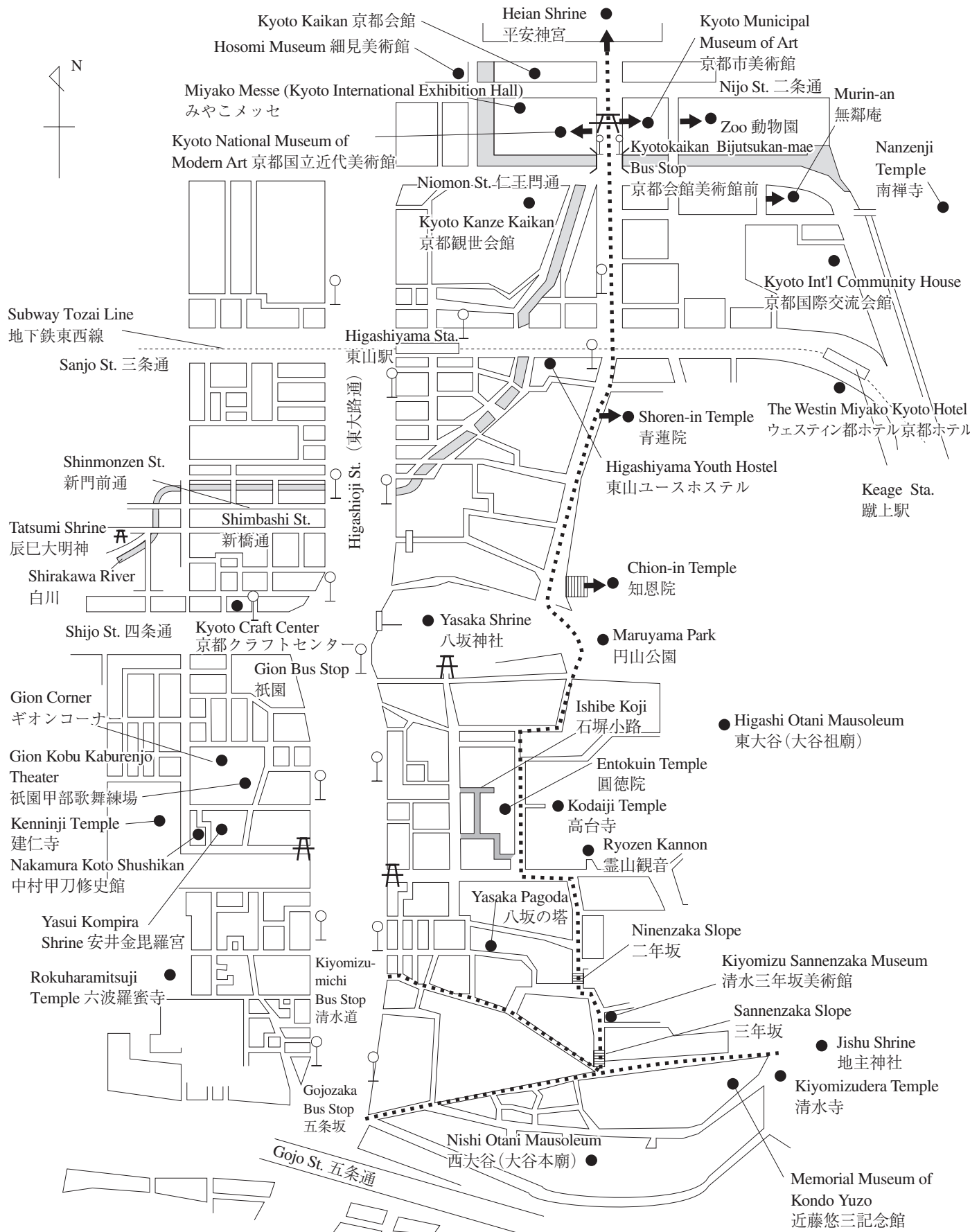
This is a pleasant city stroll following the old canal, lined with cherry trees, between Ginkakuji Temple and Nanzenji Temple. Local scholars call the little alley flanking the canal "The Path of Philosophy."



HIGASHIYAMA AREA (Eastern Area/Kiyomizu Temple – Sannenzaka – Maruyama Park – Chion-in Temple – Shoren-in Temple – Heian Shrine)

City bus No.206 (Bus Stop D-2), No.100 (Bus Stop D-1) from Kyoto Sta. Get off at Gojozaka (五条坂) or Kiyomizu-michi (清水道). Kyoto bus No.18 (Bus Stop C-3) from Kyoto Sta. Get off at Higashiyamagojo (東山五条). ¥220. Time required for walking: about 50min.

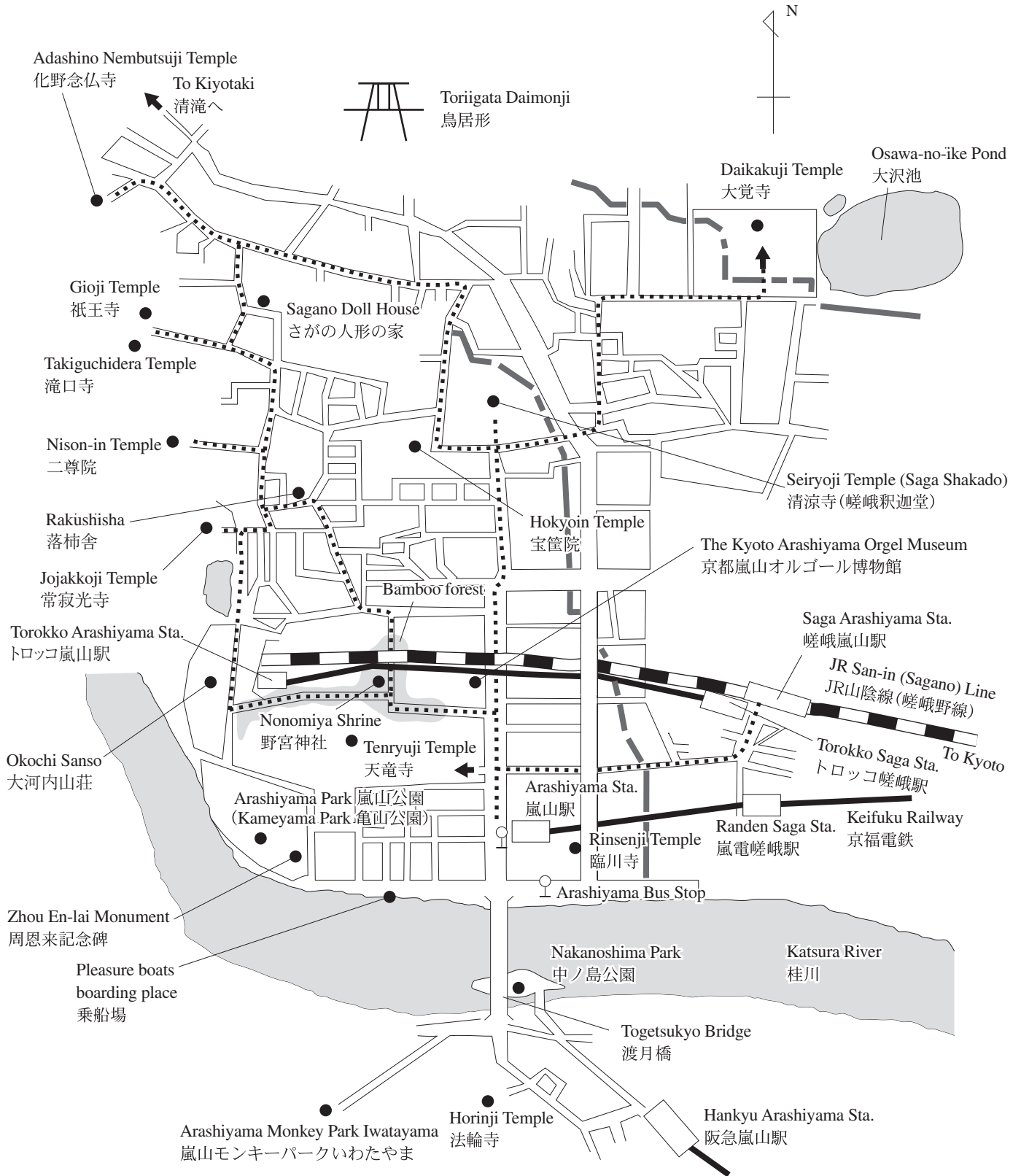
Start this walking tour course from Gojozaka Bus Stop, heading for Kiyomizu Temple. The approach to Kiyomizu Temple is an attractive winding road lined with colorful souvenir and curio shops. From Kiyomizu Temple to Maruyama Park there are curio shops, pottery workshops and an array of small and large temples and shrines. Crossing Maruyama Park, keep walking northward to Heian Shrine, whose garden is admired for its cherry and iris flowers in season.



ARASHIYAMA AREA (Western area/Tenryuji Temple to the Sagano Area)

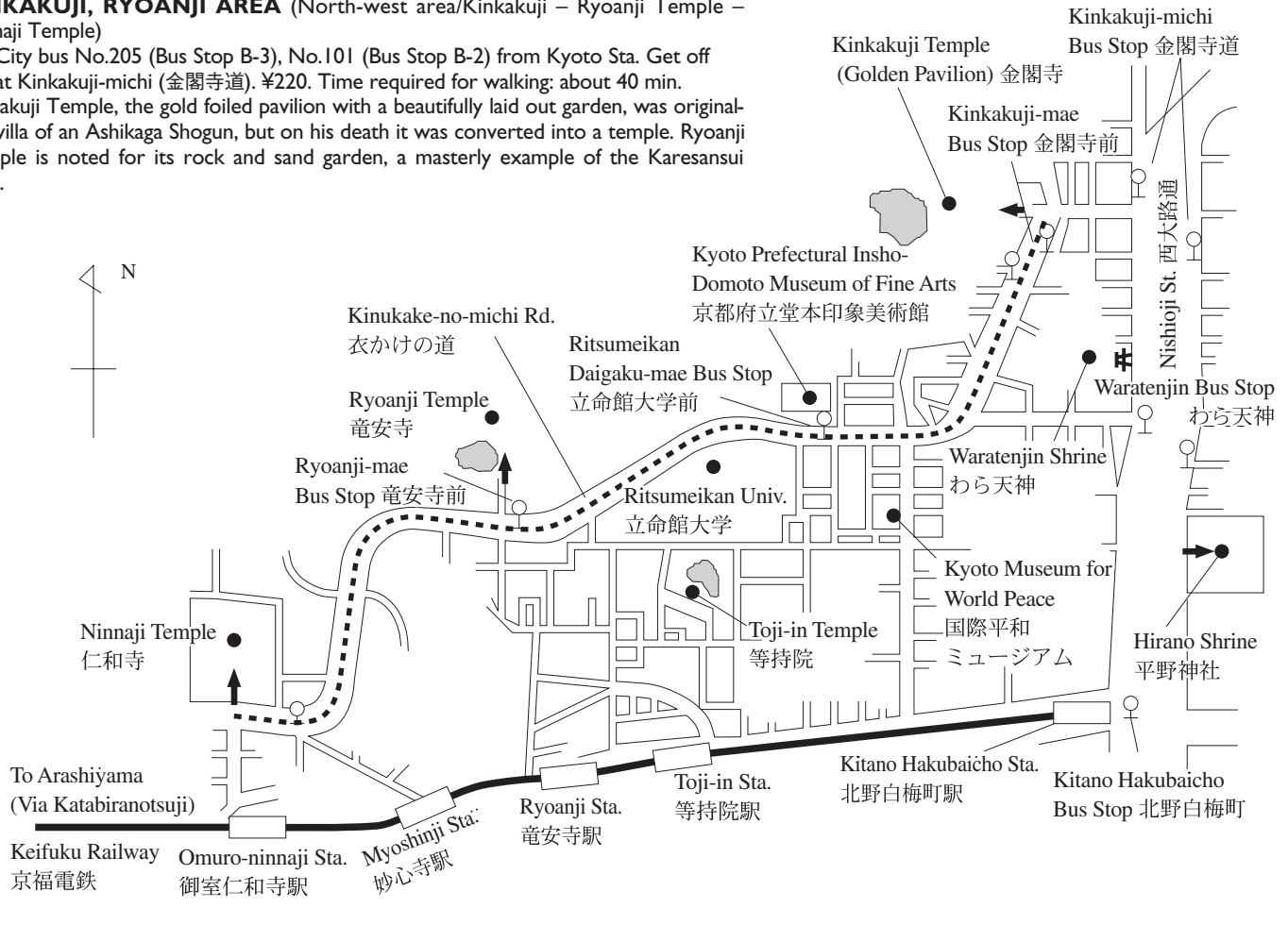
Kyoto Bus (京都バス) No.71, 72 or 73 (Bus Stop C-6) from Kyoto Sta., or Kyoto Bus No.61, 62, or 63 (Bus Stop ⑭) from Sanjo Keihan Sta. Get off at Arashiyama (嵐山). ¥240. JR train from Kyoto Sta. to Saga Arashiyama Sta.(嵯峨嵐山駅). ¥230. Time required for walking: about 1 to 4 hours depending on the route.

Once an excursion place for Emperors of Heian Period (794-1192), Kyotoites today make annual excursions here to see cherry blossoms in spring and maples in their autumn colors.



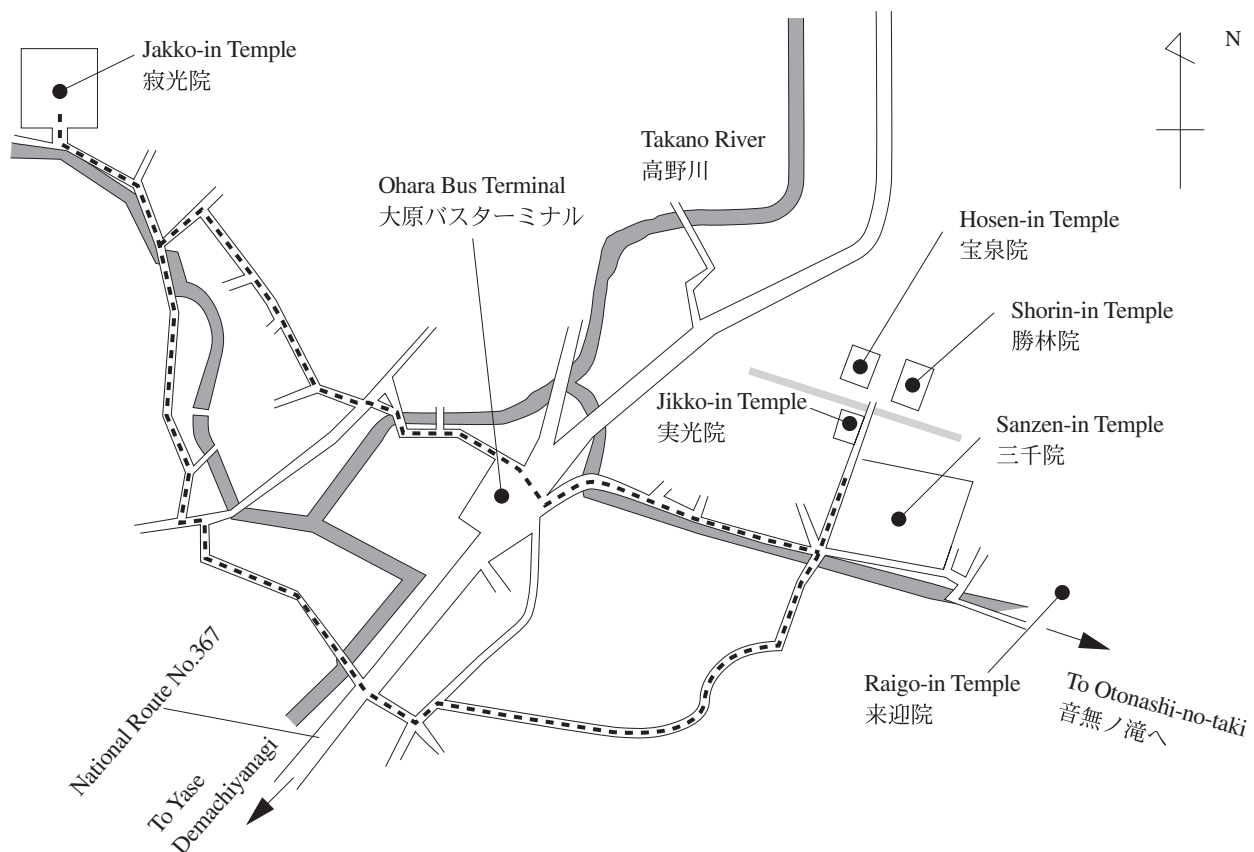
KINKAKUJI, RYOANJI AREA (North-west area/Kinkakuji – Ryoanji Temple – Ninnaji Temple)

City bus No.205 (Bus Stop B-3), No.101 (Bus Stop B-2) from Kyoto Sta. Get off at Kinkakuji-michi (金閣寺道). ¥220. Time required for walking: about 40 min. Kinkakuji Temple, the gold foiled pavilion with a beautifully laid out garden, was originally a villa of an Ashikaga Shogun, but on his death it was converted into a temple. Ryoanji Temple is noted for its rock and sand garden, a masterly example of the Karesansui style.



OHARA AREA (Far north area/Sanzen-in Temple – Jakko-in Temple)

Kyoto Bus (京都バス) No.17 or 18 (Bus Stop C-3) from Kyoto Sta. (¥580), or Kyoto Bus No.16 or 17 (Bus Stop ⑰) from Sanjo Keihan Sta. (三条京阪) (¥490). Get off at Ohara (大原). Time required for walking: 1.5 hours. A nice walking area somewhat comparable to Arashiyama is that of Ohara, where you can touch the heart of rural Japan.



Bus and Subway Passes and Pre-paid Cards

◆ Kyoto City Bus Exclusive One Day Card ◆ ¥500

* Can be used for one day on Kyoto City buses within the designated area.

◆ Kyoto Subway One Day Card ◆ ¥600

* Can be used for one day on all Kyoto City Subway Lines. This ticket comes with privilege coupons for some temples, museums, shop, etc.

◆ Kyoto Sightseeing Card (one day or two days) ◆ ¥1,200 (one day) or ¥2,000 (two days)

* Can be used for one or two days on all Kyoto City buses and subways, Kyoto buses within the designated area. This ticket comes with a guide map with discount and privilege coupons for some temples, museums, shops, etc.

◆ Traffica Kyo Card ◆ ¥3,000 (worth ¥3,300)

* Valid on all Kyoto City buses and subway lines.

◆ Surutto Kansai Miyako Card ◆ ¥1,000, ¥2,000, ¥3,000 or ¥5,000

* Valid on all Kyoto City buses and subway lines and cooperating private train and buses such as Hankyu, Keihan, Keihanbus and others.

◆ City Bus Card ◆ ¥2,000 (worth ¥2,250)

* Valid on all Kyoto City bus lines.

☆ Where to Purchase these Cards ☆

Available at automatic subway ticket machines (except for the City Bus Card and the Kyoto City Bus Exclusive One Day Card), at Kyoto City bus and subway information centers, transportation ticket dealers, and some automatic ticket vending machines.



TOURIST INFORMATION

Kyoto Tourist Information < KTI >

9th fl., Kyoto Station Bldg., Shiokoji-sagaru, karasuma-dori, 600-8216. Shimogyo-ku, Kyoto Pref. Tel. (075)344-3300
10:00 – 18:00 Closed: every 2nd & 4th Tue. and Dec. 29-Jan. 3.

Kyoto Handicraft Center

21, Shougoin Entomi-cho, Sakyo-ku, Kyoto City, Kyoto Pref. Tel. (075)761-8001

10:00 – 18:00 Closed: Jan. 1-3.

Ryokan Kyoraku

231, Kogawa-cho, Shichijyo-agaru, Akezu-dori, Shimogyo-ku, Kyoto City, Kyoto Pref. Tel. (075)371-1260

10:00 – 15:00 Closed: irregularly.

Ryokan Rakucho

67, Higashihangi-cho, Shimogamo, Sakyo-ku, Kyoto City, Kyoto Pref. Tel. (075)721-2174

10:00 – 18:00 Closed: Dec. 28-Jan. 7 & irregularly.



Welcome Inn Reservation Center (WIRC) is

here to help you book economical accommodations at participating inns throughout the country. Our participating establishments, called "Welcome Inns", comprise a range of accommodations from hotels, business hotels, Ryokan, minshuku, pensions and Shukubo (temple lodgings) to youth hostels. Most of them have guest rooms at rates which do not exceed ¥8,000 yen per night (excluding tax and service charges) for a single room.

Reservation over the Internet

Visit our website at <http://www.itcj.jp> and apply through our system.

Application deadline – generally 5 days ahead of your check-in date

Reservation at booking counters in Japan

To take advantage of our service, you must appear in person at any of the Welcome Inn reservation counters located at the Tourist Information Centers (at Narita International Airport and Kansai International Airport), Tokyo Tourist Information (on the 10th fl. of Tokyo Kotsu Kaikan, 2-10-1, Yurakucho, Chiyodaku, Tokyo) and Kyoto Tourist Information (on the 9th Fl. of JR Kyoto Sta. Bldg.).

Welcome Inn Reservation Center

c/o International Tourism Center of Japan

Kinseisha-Kanda Bldg. 3F, 3-15 Kanda-Nishikicho, Chiyoda-ku, Tokyo 101-0054

Tel:03-3233-3303 Fax:03-3233-3305



Goodwill Guide Groups offer tourists from overseas

local tours guided in English or other languages. The guides are registered with JNTO and display the badge shown. As they are volunteers, there is no charge for their service. You are only expected to pay for their transportation, admission to tourist facilities if you visit any and their meals if you eat with them.

JNTO Website

www.jnto.go.jp/eng/arrange/essential/guideservice.html

All information, including transportation schedules, fares, prices and accommodation charges, which is contained in this leaflet is based on data as of October 2007, and is subject to change without notice. While every effort is made to ensure the accuracy of all information, regrettably errors do occasionally occur. Therefore, you should check with organizations concerned for updated and accurate information on your chosen destination. JNTO shall not be liable for any loss or damage of whatever nature that may arise as a result, directly or indirectly, from the use of any of the information or material contained in this leaflet.

Facility	Admission fee(¥)	Opening hours (Ticket windows are closed 30min. before closing time)
Chion-in Temple 知恩院	400	9:00-16:00
Daikakuji Temple 大覚寺	500	9:00-16:30
Kyoto Prefectural Insho-Domoto Museum of Fine Arts 京都府立堂本印象美術館	500	9:30-17:00 (Closed on Mon. and Dec. 28-Jan. 4)
Ginkakuji Temple 銀閣寺	500	8:30-17:00 (Mar. 1-Nov. 30) 9:00-16:30 (Dec. 1-The end of Feb.)
Gioji Temple 祇王寺	300	9:00-17:00
Hakusasonso Garden 白沙村荘	800	10:00-17:00
Heian Jingu (Garden) Shrine 平安神宮	600	8:30-17:30 (-16:30 Nov.-Feb.)
Hosomi Museum 細見美術館	depend on exhibitions	10:00-18:00 (Closed on Mon.)
Arashiyama Monkey Park Iwatayama 嵐山モンキーパークいわたやま	520	9:00-17:00 (Mar. 15-Oct. 31) 9:00-16:00 (Nov. 1-Mar. 14)
Jakko-in Temple 寂光院	600	9:00-17:00 (Mar.-Nov.) -16:30 (Dec.-Feb.) 10:00-16:00 (Jan. 1-Jan. 3)
Jojakkoji Temple 常寂光寺	400	9:00-17:00
Kinkakuji Temple 金閣寺	400	9:00-17:00
Kiyomizu Temple 清水寺	300	6:00-18:00
Kodaiji Temple 高台寺	600	9:00-17:00
Konchi-in Temple 金地院	400	8:30-17:00 (-16:30 Dec.-Feb.)
Kondo Yuzo Museum 近藤悠三記念館	500	10:00-17:00 (Closed on Wed. except national holiday.)
Kyoto Craft Center 京都クラフトセンター	Free	11:00-19:00 (Closed on Wed.)
Kyoto Handicraft Center 京都ハンディクラフトセンター	Free	10:00-18:00 (Closed on Jan. 1-3.)
Kyoto Museum for World Peace, Ritsumeikan University 立命館大学国際平和ミュージアム	400	9:30-16:30 (Closed on Mon. and New Year's holiday)
Kyoto Municipal Museum of Art 京都市美術館	depend on exhibitions	9:00-17:00 (Closed on Mon. except national holiday and Dec. 28-Jan. 2)
Kyoto Municipal Zoological Garden 京都市動物園	500	9:00-17:00 (Mar.-Nov.) -16:30 (Dec.-Feb.) (Closed on Mon. and Dec. 28-Jan. 3)
The National Museum of Modern Art, Kyoto 京都国立近代美術館	depend on exhibitions	9:30-17:00 (Closed on Mon. and Dec. 25-Jan. 4)
Murin-an Garden 無鄰菴	350	9:00-17:00 (Closed on Dec. 29-Jan. 3)
Kyoto Ii Museum 京都井伊美術館	1,500	13:00-17:00
Nanzenji Temple 南禅寺	500	8:40-17:00 (Mar.-Nov.) -16:30 (Dec.-Feb.) Closed on Dec. 28-31.
Nison-in Temple 二尊院	500	9:00-16:30
Ninnaji Temple 仁和寺	500	9:00-16:30
Nomura Art Museum 野村美術館	700	10:00-16:30 Closed on Mon. (Open: mid Mar.-mid June & Sep.-early Dec.)
Okochi Sanso (Garden) 大河内山荘	1,000 (including tea and sweet)	9:00-17:00
Rokuharamitsuji Temple 六波羅蜜寺	500	8:00-17:00
Ryoanji Temple 龍安寺	500	8:00-17:00 (Mar.-Nov.) 8:30-16:30 (Dec.-Feb.)
Sanzen-in Temple 三千院	700	8:30-17:00 (Mar.-Nov.) -16:30 (Dec.-Feb.)
Shoren-in Temple 青蓮院	500	9:00-17:00
Tenryuji Temple 天竜寺	500	8:30-17:30 (Feb.-Nov.) 8:30-17:00 (Nov.-Mar.)
Toji-in 等持院	500	8:00-17:00
Kyoto International Manga Museum 京都国際マンガミュージアム	500	10:00-20:00 (Closed on Wed.)

Note 1. Most museums and some other facilities are closed from late December to early January.
(Dates differ depending on the facilities.)

2. When Monday falls on a national holiday, some facilities are closed on the following day.